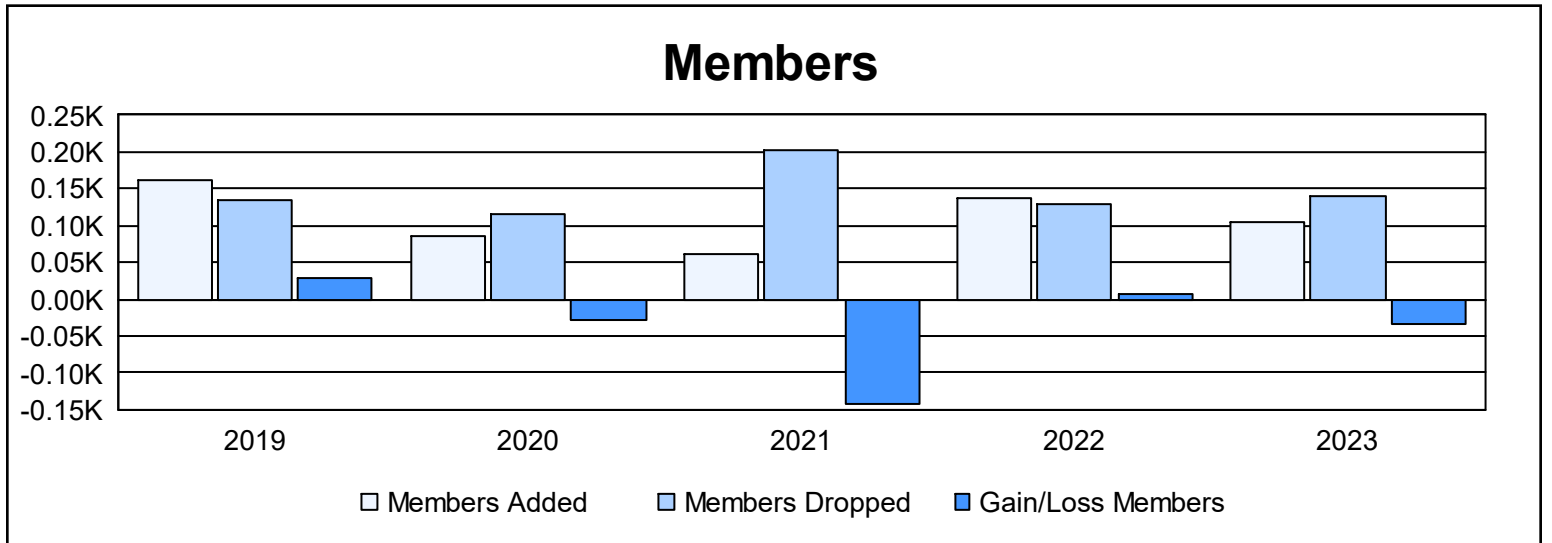
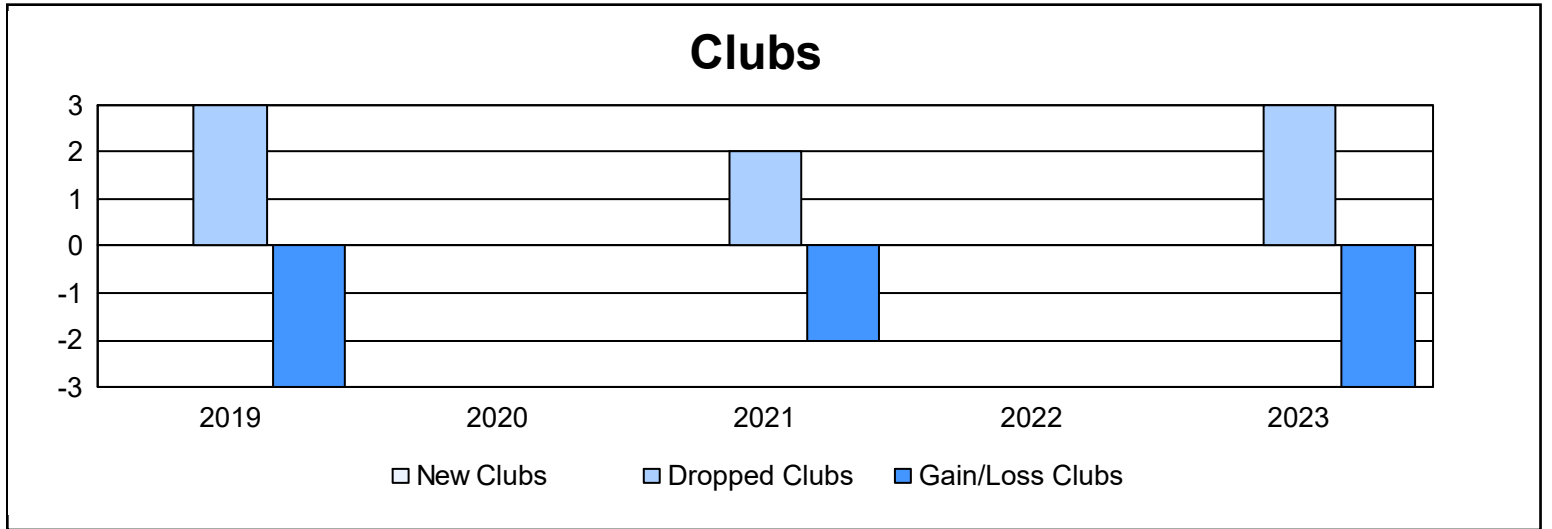
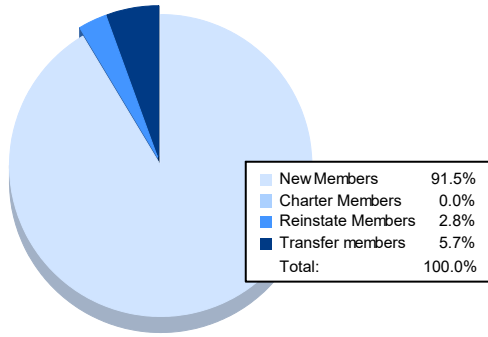


| Year           | New Clubs | Dropped Clubs | Gain/ Loss Clubs | New Members | Charter Members | Reinstate Members | Transfer Members | Total Member Added | Total Members Dropped | Gain/ Loss Members |
|----------------|-----------|---------------|------------------|-------------|-----------------|-------------------|------------------|--------------------|-----------------------|--------------------|
| 2018-2019      | 0         | 3             | -3               | 120         | 4               | 10                | 29               | 163                | 135                   | 28                 |
| 2019-2020      | 0         | 0             | 0                | 73          | 1               | 9                 | 4                | 87                 | 116                   | -29                |
| 2020-2021      | 0         | 2             | -2               | 43          | 0               | 12                | 6                | 61                 | 203                   | -142               |
| 2021-2022      | 0         | 0             | 0                | 109         | 2               | 21                | 6                | 138                | 130                   | 8                  |
| 2022-2023      | 0         | 3             | -3               | 97          | 0               | 3                 | 6                | 106                | 140                   | -34                |
| <b>Average</b> | <b>0</b>  | <b>2</b>      | <b>-2</b>        | <b>88</b>   | <b>1</b>        | <b>11</b>         | <b>10</b>        | <b>111</b>         | <b>145</b>            | <b>-34</b>         |



### Membership Composition June 2023 Cumulative



### Gender Composition June 2023 Cumulative

